

# GAMCO LIMITED

(Formerly known as Visco Trade Associates Limited)

Regd. Office: P-45 Goragacha Road New Alipore Kolkata- 700053

CIN: - L57339WB1983PLC035628; Contact No.: 8100578596;

E-Mail:- tradevisco@gmail.com; Website: - www.viscotradeassociates.in

---

Date: 28.01.2025

To,

The Manager

Listing Department

**BSE Limited**

Phiroze Jeejeebhoy Towers,

Dalal Street, Mumbai - 400001

**Scrip Code: 540097**

Dear Sir/ Madam,

**Subject: Outcome of Board Meeting pursuant to Regulations 30 and 33 of the SEBI (Listing Obligations and Disclosure Requirements) Regulations, 2015**

Please be informed that the Board of Directors of the Company, at its Meeting held on Tuesday, 28<sup>th</sup> January, 2025 today has inter-alia:

1. Approved the Unaudited Financial Results (Standalone & Consolidated) of the Company for the quarter and nine months ended 31<sup>st</sup> December, 2024. The Copy of the Unaudited Financial Results (Standalone & Consolidated) of the Company for the quarter and nine months ended 31<sup>st</sup> December, 2024, in the specified format along with the Limited Review Report of Statutory Auditor's is enclosed.
2. Noted the incorporation of two new Associate Companies in the name and style of Ancher Freehold Private Limited and Dhaataa Property Private Limited.
3. Noted the retirement of Mr. Niranjana Kumar Choraria (DIN: 03626290) as Independent Director with effect from 12<sup>th</sup> February, 2025.

Please note that the meeting commenced at 12:30 P.M. and concluded at 4:00 P.M.

You are requested to take the aforesaid information on record.

Yours faithfully,

For, GAMCO LIMITED

(Formerly known as **Visco Trade Associates Ltd**)

Megha Patodia

Company Secretary

Membership No. - A48639



# PAWAN GUPTA & CO.

CHARTERED ACCOUNTANTS

22, BIPLABI RASH BEHARI BASU ROAD  
4TH FLOOR, ROOM # 39, KOLKATA - 700 001

☎ : 3028 6661 / 62/ 63. E-mail : pawangupta@pgco.in

**INDEPENDENT AUDITOR'S REPORT ON UNAUDITED STANDALONE FINANCIAL RESULTS OF THE COMPANY FOR THREE MONTHS AND NINE MONTHS ENDED 31<sup>ST</sup> DECEMBER, 2024 PURSUANT TO THE REGULATION 33 OF THE SEBI(LISTING OBLIGATIONS AND DISCLOSURE REQUIREMENTS) REGULATIONS, 2015 (AS AMENDED)**

Review Report to,  
The Board of Directors of  
**Gamco Ltd ( Formerly - Visco Trade Associates Ltd )**

1. We have reviewed the accompanying Statement of Unaudited Standalone Financial Results of M/s **Gamco Ltd ( Formerly - Visco Trade Associates Ltd )** ("the company") for three months and nine months ended **31<sup>st</sup> December, 2024**, together with the notes thereon (the 'Statement'). The Statement is being submitted by the Company pursuant to the requirement of Regulation 33 of the SEBI (Listing Obligations and Disclosure Requirements) Regulations, 2015, as amended (the 'Regulation'), and has been initialled by us for identification purpose.
2. This Statement, which is the responsibility of the Company's Management and approved by the Company's Board of Directors in their meeting held on January 28, 2025, has been prepared in accordance with the recognition and measurement principles laid down in Indian Accounting Standard 34 "Interim Financial Reporting" (Ind AS 34), prescribed under Section 133 of the Companies Act, 2013 as amended, read with relevant rules issued thereunder and other accounting principles generally accepted in India. Our responsibility is to issue a report on the Statement based on our review.
3. We conducted our review of the Statement in accordance with the Standard on Review Engagements (SRE) 2410 "Review of Interim Financial Information Performed by the Independent Auditor of the Entity", as specified under section 143(10) of the Companies Act, 2013. This standard requires that we plan and perform the review to obtain moderate assurance as to whether the financial statements are free of material misstatement. A review of interim financial information consists of making inquiries, primarily of persons responsible for financial and accounting matters and applying analytical and other review procedures. A review is substantially less in scope than an audit conducted in accordance with the Standards on Auditing and consequently does not enable us to obtain assurance that we would become aware of all significant matters that might be identified in an audit. We have not performed an audit and accordingly, we do not express an audit opinion.
4. Based on our review conducted as above, nothing has come to our attention that causes us to believe that the accompanying statement prepared in accordance with the recognition and measurement principles laid down in the Indian Accounting Standards prescribed under Section 133 of the Companies Act, 2013, as amended read with relevant rules issued there under and other recognized accounting practices and policies, has not disclosed the information required to be disclosed in terms of the Regulation, including the manner in which it is to be disclosed, or that it contains any material misstatement.



For PAWAN GUPTA & CO.  
Chartered Accountants  
Firm Regn. No. 318115E

*P. K. Gupta*  
( CA. P. K. Gupta )  
Proprietor

Kolkata.  
January 28, 2025.


Membership No. 053799  
UDIN - 25053799BMHFKB3770



**GAMCO LIMITED**  
(Formerly known as Visco Trade Associates Limited)  
Regd. Office: P-45 Goragacha Road, New Alipore, Kolkata- 700053  
CIN:L57339WB1983PLC035628, Phone: +91-8100578596  
Email:tradevisco@gmail.com, website: www.viscotradeassociates.in

**Statement of Standalone Unaudited Financial Results for the quarter and nine months ended 31st December, 2024**

Particulars	(Amount ₹ in Lakhs)					
	Quarter ended			Nine Month ended		Year ended
	31-Dec-24 (Unaudited)	30-Sep-24 (Unaudited)	31-Dec-23 (Unaudited)	31-Dec-24 (Unaudited)	31-Dec-23 (Unaudited)	31-Mar-24 (Audited)
<b>I Income</b>						
<b>Revenue from operations</b>						
Sale of Securities	647.37	618.40	5,907.48	2,609.85	16,688.00	20,124.75
Net Gain/(loss) on fair value changes	(339.41)	1337.49	534.65	3,092.69	572.50	839.74
Interest Income	2.28	2.53	-	7.15	-	8.81
Dividend Income	75.03	82.18	61.57	166.26	130.02	156.63
Income/(Loss) from trading in Derivatives	(224.34)	6.83	-	(249.18)	-	-
<b>Total Revenue from operations</b>	<b>160.93</b>	<b>2,047.43</b>	<b>6,503.70</b>	<b>5,626.77</b>	<b>17,390.52</b>	<b>21,129.93</b>
Other income	29.53	16.97	17.47	59.62	28.78	25.34
<b>Total income</b>	<b>190.46</b>	<b>2,064.40</b>	<b>6,521.17</b>	<b>5,686.39</b>	<b>17,419.30</b>	<b>21,155.27</b>
<b>II Expenses</b>						
Finance costs	245.07	226.85	177.74	642.09	495.58	651.64
Purchases of Stock-in-Trade	1,002.85	135.65	806.60	1,138.50	12,994.13	13,024.17
Changes in Inventories of Stock-in-Trade	(522.13)	184.33	3,951.68	501.77	536.11	3,068.18
Employee benefits expense	25.20	25.58	14.67	77.15	38.09	61.39
Depreciation and amortization expenses	11.43	2.45	0.66	15.54	1.76	2.48
Other expenses	126.76	93.09	54.75	330.96	111.99	430.76
<b>Total expenses</b>	<b>889.18</b>	<b>667.95</b>	<b>5,006.10</b>	<b>2,706.01</b>	<b>14,177.66</b>	<b>17,238.62</b>
<b>III Profit/(loss) before tax (I-II)</b>	<b>(698.72)</b>	<b>1,396.45</b>	<b>1,515.07</b>	<b>2,980.38</b>	<b>3,241.64</b>	<b>3,916.65</b>
Tax expense						
Current tax	195.00	320.00	274.42	705.00	390.00	605.00
Income Tax relating to earlier years	-	-	-	-	-	-
Deferred tax	(325.72)	49.66	66.44	(56.81)	66.32	(1.07)
<b>IV Total tax expenses</b>	<b>(130.72)</b>	<b>369.66</b>	<b>340.86</b>	<b>648.19</b>	<b>456.32</b>	<b>603.93</b>
<b>V Profit/(loss) for the period after tax (III-IV)</b>	<b>(568.00)</b>	<b>1,026.79</b>	<b>1,174.21</b>	<b>2,332.19</b>	<b>2,785.32</b>	<b>3,312.72</b>
<b>VI Other Comprehensive Income/(Expenses) (OCI)</b>						
Items that will not be reclassified to profit or loss:						
Net (loss)/gain on FVTOCI equity securities	14.60	18.02	(20.31)	32.62	17.97	31.27
<b>Other Comprehensive Income(OCI), net of taxes</b>	<b>14.60</b>	<b>18.02</b>	<b>(20.31)</b>	<b>32.62</b>	<b>17.97</b>	<b>31.27</b>
<b>VII Total Comprehensive Income/(Loss) for the year (V+VI)</b>	<b>(553.40)</b>	<b>1,044.81</b>	<b>1,153.90</b>	<b>2,364.81</b>	<b>2,803.29</b>	<b>3,343.99</b>
<b>VIII Paid up Equity Share Capital</b> (face value of ₹ 2 each, fully paid up)	<b>480.28</b>	<b>480.28</b>	<b>480.28</b>	<b>480.28</b>	<b>480.28</b>	<b>480.28</b>
<b>IX Earnings per equity share</b> (face value of ₹ 2 each, fully paid up) (not annualised)						
(a) Basic (₹)	(2.37)	4.28	4.89	9.71	11.60	13.79
(b) Diluted (₹)	(2.37)	4.28	4.89	9.71	11.60	13.79





**Notes:**

- 1 The standalone financial results for the quarter and nine months ended 31st December 2024 of Visco Trade Associates Limited (" the Company") have been prepared in accordance with Indian Accounting Standards ("Ind AS") 34 'Interim Financial Reporting' ("Ind AS 34"), prescribed under Section 133 of the Companies Act, 2013 ("the Act"), and other recognized accounting practices generally accepted in India and implemented as per the circular, guidelines and directions issued by the Reserve Bank of India (RBI) from time to time (" RBI guidelines") as and when they are issued/applicable.
- 2 The above financial results have been reviewed by the Audit Committee and subsequently approved by the Board of Directors of the Company at its meeting held on January 28, 2025.
- 3 In compliance with Regulation 33 of the Securities Exchange Board of India ("SEBI") (Listing Obligations and Disclosure Requirements) Regulations, 2015, a limited review of financial results for the quarter and nine months ended 31st December 2024 has been carried out by the Statutory Auditors,
- 4 During the quarter under review, the shareholders of the company approved the special resolution seeking change of name of the company from Visco Trade Associate Limited to " GAMCO LIMITED ". Subsequent to this, the company received approval from Ministry of Corporate Affairs vide its certificate dated 4th December 2024, subject to other applicable approvals.
- 5 Voluntary Change in accounting policies for " classification of quoted share as inventory instead of investment " In the meeting held on January 28, 2025, The board of directors have considered the matter related to classification of quoted share as Inventory and decided that all the purchase of quoted shares from 01-04-2025 onwards will be classified as Inventory in the financial statements/financial results and the same shall be measured at lower of cost and net realisable value in accordance with Ind AS 2. The change in accounting policy related to classification of quoted share shall be applicable from 01-04-2025 and the effect of classification will be prospectively in Financial Statement/Financial Results.
- 6 During the period under review, your Company received an order of Scheme of Amalgamation between Hodor Trading Private Limited (Transferor Company) with Comply Trade Private Limited (Transferee Company), passed by the Hon'ble Regional Director, Eastern Region. Pursuant to the said order Hodor Trading Private Limited, wholly owned subsidiary of the Company stands amalgamated with Comply Trade Private Limited, step down wholly owned subsidiary of the Company. Following the amalgamation, Comply Trade Private Limited now stands to be the wholly owned subsidiary of the Company. The Company has since complied with the said Order.
- 7 Additional disclosures as per regulations 52 (4) of the Securities and Exchange Board of India (Listing Obligations and Disclosure Requirements) Regulations, 2015 for the quarter and nine months ended December 31, 2024

SI	Particulars	Quarter ended			Nine Month ended		Year Ended
		31-Dec-24	30-Sep-24	31-Dec-23	31-Dec-24	31-Dec-23	31-Mar-24
i	Debt-Equity Ratio [Debt securities+Borrowings (other than debt securities)+Deposits + other debts] /Total Equity	1.43	1.34	1.72	1.43	1.72	1.23
ii	Net Worth ( ₹ in lakhs ) [Total Equity]	7,487.41	7,771.95	4,678.82	7,487.41	4,678.82	5,122.66
iii	Net Profit after tax ( ₹ in lakhs )	(568.00)	1,026.79	1,174.21	2,332.19	2,785.32	3,312.72
iv	Earnings per share [not annualised]						
	Basic (₹)	(2.37)	4.28	4.89	9.71	11.60	13.79
	Diluted (₹)	(2.37)	4.28	4.89	9.71	11.60	13.79
v	Total debts to total assets ratio [Debt securities+Borrowings (other than debt	0.57	0.79	0.82	0.57	0.62	0.78
vi	Net profit margin [Profit after tax /Total Income]	(2.98)	0.50	0.18	0.41	0.16	0.16
vii	Sector specific equivalent ratio. as applicable						
	Capital to risk-weighted assets ratio (Calculated as per RBI guidelines)	0.45	0.42	0.73	0.45	0.73	0.56

**Notes:**

Debt service coverage ratio, Interest service coverage ratio. Current ratio, Long term debt to working capital. Bad debts to Accounts receivable ratio. Current liability ratio, Debtors turnover, Inventory turnover and Operating margin ratio are not applicable to the Company.

- 8 There is no separate reportable segment as per Ind AS 108 on 'Operating Segments' in respect of the Company



For GAMCO LIMITED  
(Formerly Visco Trade Associates Limited)

Rajeev Goenka  
(Managing Director)  
DIN: 03472302

Date: January 28, 2025  
Place: Kolkata





# PAWAN GUPTA & CO.

CHARTERED ACCOUNTANTS

22, BIPLABI RASH BEHARI BASU ROAD  
4TH FLOOR, ROOM # 39, KOLKATA - 700 001

☎ : 3028 6661 / 62/ 63, E-mail : pawangupta@pgco.in

**INDEPENDENT AUDITOR'S REPORT ON UNAUDITED CONSOLIDATED FINANCIAL RESULTS OF THE COMPANY FOR THREE MONTHS AND NINE MONTHS ENDED 31<sup>ST</sup> DECEMBER, 2024 PURSUANT TO THE REGULATION 33 OF THE SEBI(LISTING OBLIGATIONS AND DISCLOSURE REQUIREMENTS) REGULATIONS, 2015 (AS AMENDED)**


Review Report to,  
The Board of Directors of  
**Gamco Ltd ( Formerly - Visco Trade Associates Ltd )**

1. We have reviewed the accompanying Statement of Unaudited Consolidated Financial Results together with notes thereon of **M/s Gamco Ltd ( Formerly - Visco Trade Associates Ltd )** (the "Parent"), and its Subsidiary and Associate (the Parent and its Subsidiary and Associate together referred to as "the Group") for the three months and nine months ended December 31, 2024 ( hereinafter referred to as the "Statement"), attached herewith, being submitted by the Parent pursuant to the requirement of Regulation 33 of the SEBI (Listing Obligations and Disclosure Requirements) Regulations, 2015, as amended(the 'Regulation'), and has been initialled by us for identification purpose.
2. This Statement, which is the responsibility of the Parent's Management and approved by the Parent's Board of Directors in their meeting held on January 28, 2025, has been prepared in accordance with the recognition and measurement principles laid down in Indian Accounting Standard for Financial Reporting (Ind AS 34), prescribed, under Section 133 of the Companies Act, 2013 read with relevant rules issued there under and other accounting principles generally accepted in India. Our responsibility is to issue a report on the Statement based on our review.
3. We conducted our review of the Statement in accordance with the Standard on Review Engagements (SRE) 2410 "Review of Interim Financial Information Performed by the Independent Auditor of the Entity", as specified under section 143(10) of the Companies Act, 2013. This standard requires that we plan and perform the review to obtain moderate assurance as to whether the financial statements are free of material misstatement. A review of interim financial information consists of making inquiries, primarily of persons responsible for financial and accounting matters and applying analytical and other review procedures. A review is substantially less in scope than an audit conducted in accordance with the Standards on Auditing and consequently does not enable us to obtain assurance that we would become aware of all significant matters that might be identified in an audit. We have not performed an audit and accordingly, we do not express an audit opinion.

We also performed procedures in accordance with the circular issued by the SEBI under Regulation 33(8) of the SEBI (Listing Obligations and Disclosure Requirements) Regulations, 2015, as amended, to the extent applicable.

4. This Statement include the financial results of the Parent and that of the following entities:

Name of the Entity	Relationship
Chowrasta Stores Private Limited	Subsidiary
Visco Freehold Pvt Ltd	Subsidiary
Visco Advisory Pvt Ltd	Subsidiary
Gameco Logistics Pvt Ltd	Subsidiary
Complyfy Trade Pvt Ltd	Subsidiary
Gamco Industrial & Logistics Park ('E) Private Limited ( Formerly - Visco Glass Works Pvt Ltd )	Subsidiary





Name of the Entity	Relationship
M/s Nayek Paper Industries Limited	Associate
M/s Erika Realestate Pvt Ltd	Associate
Dhaataa Property Pvt Ltd*	Associate
Ancher Freehold Pvt Ltd*	Associate

\* The Company were incorporated during the period under review and Commencement of business is pending.

5. The Unaudited Consolidated financial results includes the interim financial information/financial results of 6 (Six) subsidiaries and 4 (Four) associates, whose interim financial results reflect total revenues of ₹ 384.21 Lakhs and ₹ 885.38 Lakhs for the quarter and nine months ended December 31, 2024 respectively, total net profit after tax of (-) ₹ 11.39 Lakhs and ₹ 17.00 Lakhs for the quarter and nine months ended December 31, 2024 respectively and total comprehensive income of ₹ Nil and ₹ Nil for the quarter and nine months ended December 31, 2024 respectively, as considered in the Statement. Some of the interim financial results have been reviewed by other auditors, whose report have been furnished to us by the Management and our conclusion on the Statement, in so far as it relates to the amounts and disclosures included in respect of this subsidiary, is based solely on the report of the other auditors and the procedures performed by us as stated in paragraph 3 above.
6. Based on our review conducted and procedures performed as stated in paragraph 3 above and based on the consideration of management reviewed financial information/financial results in case of the subsidiary/associate referred to in paragraph 6 below, nothing has come to our attention that causes us to believe that the accompanying Statement, prepared in accordance with the recognition and measurement principles laid down in the applicable Indian Accounting Standards ('Ind AS') specified under Section 133 of the Companies Act, 2013 as amended, read with relevant rules issued there under and other recognised accounting principles generally accepted in India, has not disclosed he information required to be disclosed in terms of the Listing Regulations, including the manner in which it is to be disclosed, or that it contains any material misstatement.

Kolkata  
January 28, 2025.



For PAWAN GUPTA & CO.  
Chartered Accountants  
Firm Regn. No. 318P15E

*P. K. Gupta*

( CA. P. K. Gupta )  
Proprietor

Membership No. 053799  
UDIN - 25053799BMHFKC4766



# GAMCO LIMITED

(Formerly known as Visco Trade Associates Limited)


Regd. Office: P-45 Goragacha Road, New Alipore, Kolkata- 700053

CIN:L57339WB1983PLC035628, Phone: +91-8100578596

Email:tradevisco@gmail.com, website: www.viscotradeassociates.in

## Statement of Consolidated Unaudited Financial Results for the quarter and nine months ended 31st December, 2024

Particulars	(Amount ₹ in Lakhs)					
	Quarter ended			Nine Month ended		Year ended
	31-Dec-24 (Unaudited)	30-Sep-24 (Unaudited)	31-Dec-23 (Unaudited)	31-Dec-24 (Unaudited)	31-Dec-23 (Unaudited)	31-Mar-24 (Audited)
<b>I Income</b>						
<b>Revenue from operations</b>						
Sale of goods in trade	1,029.07	824.53	6,178.15	3,474.65	17,374.85	21,050.24
Net gain on fair value changes	(339.41)	1,337.49	534.65	3,092.69	572.17	839.74
Interest Income	2.28	2.52	-	7.15	-	8.81
Dividend Income	75.03	82.18	61.57	166.26	130.02	156.63
Income/(Loss) from trading in Derivatives	(224.34)	6.83	-	(249.18)	-	-
<b>Total Revenue from operations</b>	<b>542.63</b>	<b>2,253.55</b>	<b>6,774.37</b>	<b>6,491.57</b>	<b>18,077.04</b>	<b>22,055.42</b>
Other income	32.03	33.27	18.45	80.20	34.97	32.93
<b>Total income</b>	<b>574.66</b>	<b>2,286.82</b>	<b>6,792.81</b>	<b>6,571.77</b>	<b>18,112.01</b>	<b>22,088.35</b>
<b>II Expenses</b>						
Finance costs	185.03	200.39	177.74	555.59	495.58	651.64
Purchases of Stock-in-Trade	1,571.54	647.77	1,052.04	2,763.99	13,648.16	16,992.64
Changes in Inventories of Stock-in-Trade	(780.08)	(133.29)	3,953.00	(357.33)	527.67	(43.14)
Employee benefits expense	35.13	31.58	18.36	96.47	48.84	78.13
Depreciation and amortization expenses	12.29	3.07	0.66	17.19	1.76	2.48
Other expenses	144.70	106.46	61.89	376.15	131.62	463.18
<b>Total expenses</b>	<b>1,168.60</b>	<b>855.98</b>	<b>5,263.69</b>	<b>3,452.06</b>	<b>14,853.63</b>	<b>18,144.93</b>
<b>III Profit/(loss) before tax (I-II)</b>	<b>(593.95)</b>	<b>1,430.84</b>	<b>1,529.12</b>	<b>3,119.71</b>	<b>3,258.38</b>	<b>3,943.42</b>
<b>IV Tax expense</b>						
Current tax	224.53	325.70	275.08	740.70	391.76	623.65
Income Tax relating to earlier years	-	-	-	-	16.52	-
Deferred tax	(325.72)	49.63	66.44	(56.81)	66.32	(1.06)
<b>Total tax expenses</b>	<b>(101.19)</b>	<b>375.33</b>	<b>341.52</b>	<b>683.89</b>	<b>474.60</b>	<b>622.59</b>
<b>V Profit/(loss) for the period after tax (III-IV)</b>	<b>(492.76)</b>	<b>1,055.51</b>	<b>1,187.60</b>	<b>2,435.82</b>	<b>2,783.78</b>	<b>3,320.83</b>
<b>VI Other Comprehensive Income/(Expenses) (OCI)</b>						
Items that will not be reclassified to profit or loss:						
Net (loss)/gain on FVTOCI equity securities	14.60	18.02	(27.14)	32.62	24.01	31.27
Less: Tax effect	-	-	(6.83)	-	6.04	-
<b>Other Comprehensive Income/(Expenses) (OCI), net of taxes</b>	<b>14.60</b>	<b>18.02</b>	<b>(20.31)</b>	<b>32.62</b>	<b>17.97</b>	<b>31.27</b>
<b>VII Total Comprehensive Income/(Loss) for the year (V+VI)</b>	<b>(478.16)</b>	<b>1,073.53</b>	<b>1,167.29</b>	<b>2,468.44</b>	<b>2,801.75</b>	<b>3,352.10</b>
<b>VIII Profit/( Loss) for the Period attributable to:</b>						
Owners of the Company	(493.76)	1,054.67	1,186.70	2,433.40	2,781.54	3,318.13
Non-controlling Interests	1.00	0.84	0.90	2.42	2.24	2.70
<b>IX Others Comprehensive Income/ (Expense) attributable to:</b>						
Owners of the Company	14.60	18.02	(20.31)	32.62	17.97	31.27
Non-controlling Interests	-	-	-	-	-	-
<b>X Total Comprehensive Income attributable to:</b>						
Owners of the Company	(479.16)	1,072.69	1,166.39	2,466.02	2,799.51	3,349.40
Non-controlling Interests	1.00	0.84	0.90	2.42	2.24	2.70
<b>XI Paid up Equity Share Capital</b> (face value of ₹ 10 each, fully paid up)	<b>480.28</b>	<b>480.28</b>	<b>480.28</b>	<b>480.28</b>	<b>480.28</b>	<b>480.28</b>
<b>XII Earnings per equity share</b> (face value of ₹ 10 each, fully paid up) (not annualised)						
(a) Basic (₹)	(2.05)	4.40	4.95	10.14	11.59	13.83
(b) Diluted (₹)	(2.05)	4.40	4.95	10.14	11.59	13.83





Notes:

- The Consolidated financial results for the quarter and nine months ended 31st December 2024 of GAMCO LIMITED ( Formerly Visco Trade Associates Limited) (" the Company") have been prepared in accordance with Indian Accounting Standards ('Ind AS') 34 'Interim Financial Reporting' ('Ind AS 34'), prescribed under Section 133 of the Companies Act, 2013 ("the Act"), and other recognized accounting practices generally accepted in India and implemented as per the circular, guidelines and directions issued by the Reserve Bank of India (RBI) from time to time (" RBI guidelines") as and when they are issued/applicable.
- Limited Review as required under Regulation 33 of the SEBI (Listing Obligations and Disclosure Requirements) Regulations, 2015 has been carried out by the Statutory Auditors.
- The consolidated financial results include results of the following companies

Sl no	Name of the company	% shareholding and voting power of GAMCO LIMITED	Segment	Consolidated as
a	Chowrasta Stores Pvt Ltd	57.13%	Retail	Subsidiary
b	Visco Freehold Pvt Ltd	100.00%	Realestate	Subsidiary
c	Visco Advisory Pvt Ltd	100.00%	Realestate	Subsidiary
d	Complify Trade Pvt Ltd	100.00%	Realestate	Subsidiary
e	GAMCO Industrial & Logistics (E) Park Pvt Ltd (Formerly Visco Glass Works Pvt Ltd)	100.00%	Realestate	Subsidiary
f	GAMCO Logistics Pvt Ltd	60.00%	Realestate	Subsidiary
g	Nayek Paper Industries Limited	50.00%	Others	Associates
h	Dhaataa Property Pvt Ltd*	45.00%	Realestate	Associates
i	Ancher Freehold Pvt Ltd*	45.00%	Realestate	Associates
j	Elika Realestate Pvt Ltd	45.00%	Realestate	Associates

\* The Company was incorporated during the period under review and Commencement of business is pending.

- During the quarter under review, the shareholders of the company approved the special resolution seeking change of name of the company from Visco Trade Associate Limited to " GAMCO LIMITED ". Subsequent to this, the company received approval from Ministry of Corporate Affairs vide its certificate dated 4th December 2024, subject to other applicable approvals.
- During the period under review, your Company received on a confirmation order of Scheme of Amalgamation between Hodor Trading Private Limited (Transferor Company) with Complify Trade Private Limited (Transferee Company), passed by the Hon'ble Regional Director, Eastern Region. Pursuant to the said order Hodor Trading Private Limited, wholly owned subsidiary of the Company stands amalgamated with Complify Trade Private Limited, step down wholly owned subsidiary of the Company. Following the amalgamation, Complify Trade Private Limited now stands to be the wholly owned subsidiary of the Company. The Company has since complied with the said Order.
- Additional disclosures as per regulations 52 (4) of the Securities and Exchange Board of India (Listing Obligations and Disclosure Requirements) Regulations, 2015 for the quarter and nine months ended December 31, 2024.

Sl	Particulars	Consolidated					
		Quarter ended			Nine Month ended		Year Ended
		31-Dec-24	30-Sep-24	31-Dec-23	31-Dec-24	31-Dec-23	31-Mar-24
i	Debt-Equity Ratio [Debt securities+Borrowings (other than debt securities)+Deposits + other debts] /Total Equity	1.33	1.00	1.72	1.33	1.72	0.51
ii	Net Worth ( ₹ in lakhs ) [Total Equity]	9,289.66	12,236.63	4,678.82	9,289.66	9,289.66	9,289.66
iii	Net Profit after tax ( ₹ in lakhs )	(479.16)	1,072.69	1,166.39	2,466.02	2,799.51	3,352.10
iv	Earnings per share [not annualised]						
	Basic (₹)	(2.05)	4.40	4.95	10.14	11.59	13.83
	Diluted (₹)	(2.05)	4.40	4.95	10.14	11.59	13.83
v	Total debts to total assets ratio [Debt securities+Borrowings (other than debt securities)+Deposits+ Other debts]/Total Assets	0.56	0.49	0.82	0.56	0.62	0.51
vi	Net profit margin [Profit after tax /Total Income]	(0.86)	0.46	0.17	0.37	0.15	0.15
vii	Sector specific equivalent ratio. as applicable Capital to risk-weighted assets ratio (Calculated as per RBI guidelines)	0.45	0.42	0.73	0.45	0.73	0.56

Notes:

Debt service coverage ratio, Interest service coverage ratio. Current ratio, Long term debt to working capital. Bad debts to Accounts receivable ratio. Current liability ratio, Debtors turnover, Inventory turnover and Operating margin ratio are not applicable to the Company.

- Previous year/ period figures have been rearranged / regrouped wherever necessary to make them comparable with current period figures.

For GAMCO LIMITED  
(Formerly Visco Trade Associates Limited)



Rajeev Goenka  
(Managing Director)  
DIN: 03472302

Date: January 28, 2025  
Place: Kolkata